

Table of Contents

Introduction	3	Scrambled Sentences	24
Punctuation and Capitalization Reference Page	4	Commands	25
The Pronoun “I”		Questions	26
Capitalize “I”	5	Asking Clues	27
Things I Do	6	Questions and Answers	28
My Favorite Things	7	Exclaim It!	29
Beginning Sentences		Say It With Feeling!	30
A Good Start	8	Ending Punctuation Quick Check	
At School	9	Which Is It?	31
Picture Clues	10	Make Your Mark	32
How You Begin	11	Matching Marks	33
Proper Nouns		Commas	
Proper People	12	Make a List	34
Who Do You Know?	13	The Word Series	35
Names of Days	14	Adjectives and Nouns	36
Weekly Names	15	Comma Quick Check	
Calendar Names	16	Add a Comma	37
Monthly Minders	17	Comma Time	38
Capitalization Quick Check		Mixed Practice	
Capitalize It!	18	Capitalize and Punctuate	39
Capital Caper	19	Correct It	40
Can You Capitalize?	20	Make It Right	41
Ending Punctuation		Edit and Write	42
Telling Sentences	21	Unit Assessment	43
You Tell It	22	Answer Key	47
Word Clue	23		

Scrambled Sentences

Punctuation Rules: Sentences end with punctuation marks.

Declarative (telling) sentences end with periods.


Unscramble these words to make a sentence. Be sure to use a period at the end.



1. house dog A is in his



2. I ice cream the ate



3. swim ocean the in Sharks



4. read I my can book




5. apple good This a is


Make a List

Punctuation Rule: Use commas to separate items in a series.


Each box below has pictures of three items. List the items in the box in a series. Be sure to separate the items with commas.




1. _____



2. _____



3. _____



4. _____

Turn one of the lists in the boxes above into a sentence. Be sure to separate each item with a comma.
