

SPECTRUM[®]

Writing


GRADE

1



Focused Practice for Writing Mastery

- Writing a story
- Writing to inform
- Writing an opinion
- Using the writing process
- Writer's Handbook




Chapter 1

NAME _____

Lesson 1 Name Things

Everything has a name. Look at each picture. Then, write the name of what you see.



1. I see a _____.




2. I see a _____.



3. I see a _____.

Lesson 1 Name Things




4. I see a _____.



5. I see some _____.



6. I see two _____.




7. I see many _____.

Lesson 2 Tell How You Feel

Words are used to tell how people feel. How do the people in these pictures feel? Write the word under each picture.




1. _____



2. _____



3. _____



4. _____

Lesson 2 Tell How You Feel

Complete each sentence to tell how each person feels.



1. This boy is _____

because _____




2. This girl is _____


because _____

Lesson 3 Tell How It Looks


Words are used to tell how things look.
How does the shell in this picture look?
We might use the words **bumpy** or **lumpy**.



Look at each picture. Answer the question.




1. Does this sheep look **hard** or **soft**?



2. Does this flower look **blue** or **red**?



3. Does this ring look **shiny** or **dull**?

Lesson 3 Tell How It Looks


4. Is the duck **wet** or **dry**?



5. Is the pan **hot** or **cold**?




6. Is the boy **short** or **tall**?



7. Is the apple **red** or **green**?

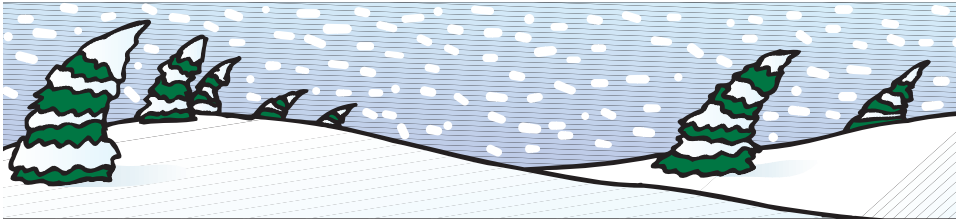
Lesson 4 Describe It

Sometimes, more than one word is used to tell how something looks or feels. Trace the words.



I see a big, blue ball.

Write the two words that tell how each thing looks.



warm
cold
snowy

1. It was a _____, _____ day.



cute
tan
big

2. She is a _____, _____ cat.

Lesson 4 Describe It

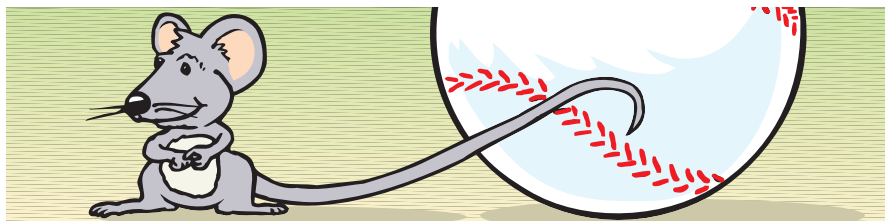
clean
messy
red

3. Mike came in with _____, _____ shoes.



striped
blue
pink

4. Here is my _____, _____ dress.



small
large
gray

5. I see a _____, _____ mouse.


Lesson 4 Describe It

Read each question. Write your answers on the lines.

1. What words tell about a puppy?



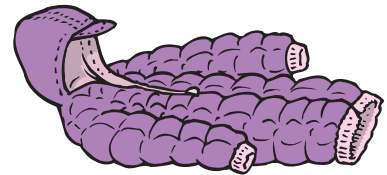
2. What words tell about a storm?



3. What words tell about a birthday cake?



4. What words tell about a winter coat?



Lesson 5 What Is a Sentence?

A sentence is a group of words that tells a complete thought.

Here is a sentence about the girl in the picture below.

She is asleep.

Look at this sentence again.

She is asleep.

A sentence always begins with a capital letter.

A sentence always ends with a period.

Here are some more sentences. Circle the capital letter at the beginning of each sentence. Circle the period at the end.

1. The girl is waking up.
2. Her name is Pat.
3. Pat sits up in bed.
4. The sun is up.
5. Now, Pat is up, too.

